


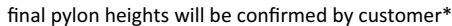


| Track | Shape | Name | Amount | Dim, mm (L x W x H) |
|-------|---|-------------|--------|---------------------|
| A |  | Kicker 110 | 2 | 4000 x 2000 x 1100 |
| |  | Fat Pipe II | 1 | 20000 x 800 x 800 |
| |  | Fun Box II | 1 | 20000 x 2500 x 1500 |



| | |
|----|----------------------------|
| 1. | SERVICE ROOM |
| | WAKEBOARDING AREA |
| | RUNNING CABLE |
| | SAFETY FENCE AROUND PYLONS |
| | STARTING DOCK / TERRACE |

| | |
|----|---|
| 1. | Designed cable park will have 1 track with: - Motor pylon WS985 (h = 9,85 m)*; - Static pylon WS1115 (h = 11,15 m)*; *final pylon heights will be confirmed by customer; |
| 2. | Motor pylon is installed on land; Static pylon is installed in water; |
| 3. | Minimum weight for anchors installed on land is 9 t; |
| 4. | All units are in meters; |
| 5. | Proposed system installation option is preliminary. Exact installation solution will be given after getting final topographical map of sight, pond depth information and approval from customer; |

| | | | |
|--|-----------|------------|------------|
| Project name | | | |
| WakeStation System installation in Lac de Rille, France | | | |
| Drawing | | | Scale: |
| WS system installation_Layout | | | |
| | | | Page size: |
| | | | A3 |
| Proj. Nr. | Proj. Tag | Proj.phase | Page/Pages |
| 20180308_16 | WS_FR | PP | 1 |

Current drawing is property of Snow & Wakeboard Solutions LLC. Therefore any kind of imitating, copying or distribution without written permission from Snow & Wakeboard Solutions LLC is strictly forbidden.